

# PURUS LINEAR SELF-SUPPORTING WETROOM FORMER TRAYS

All trays are suitable for installing the Purusline Living for Tiles and Purusline Living Plus for Vinyl & Microcement linear channels into joist and concrete floors


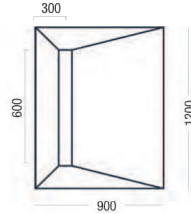
All trays can be cut to size. Please leave a minimum of 200mm around each edge of the outlet hole.

All trays are made from vacuum-formed GRP and are load-bearing up to 470kg.

## 71209L | for 600mm

Dimensions: 1200x900x22mm


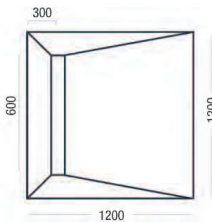
Position of centre of outlet hole:  
600mm along 1200mm edge  
300mm along 900mm edge



## 71212L | for 600mm

Dimensions: 1200x1200x22mm


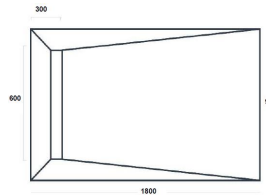
Position of centre of outlet hole:  
600mm along 1200mm edge  
300mm along 1200mm edge



## 71809L | for 600mm

Dimensions: 1800x900x24mm


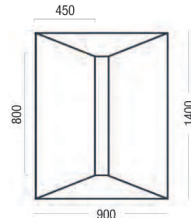
Position of centre of outlet hole:  
300mm along 1800mm edge  
450mm along 900mm edge



## 71409L | for 800mm

Dimensions: 1400x900x22mm

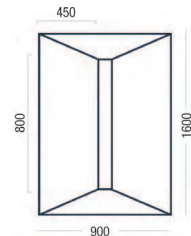
Position of centre of outlet hole:  
700mm along 1400mm edge  
450mm along 900mm edge



## 71609L | for 800mm

Dimensions: 1600x900x22mm

Position of centre of outlet hole:  
800mm along 1600mm edge  
450mm along 900mm edge



## 71512L | for 800mm

Dimensions: 1500x1200x24mm

Position of centre of outlet hole:  
300mm along 1500mm edge  
600mm along 1200mm edge

